




## LAMIERE



[www.bussolain.com](http://www.bussolain.com)

0187 42 20 21 | [info@bussolain.com](mailto:info@bussolain.com)

P.lva 00953730116

# LAMIERE SPIANATE NERE, LUCIDE, DECAPATE, ZINCATE E CORTEN

S235-S355  
Inox AISI 304/316L

Spessore mm	Kg/mq	Dimensioni			
		2.000 x 1.000	2.500 x 1.250	3.000 x 1.500	6.000 x 2.000
<b>0,5</b>	3,9	7,8			
<b>0,6</b>	4,7	9,4	14,7		
<b>0,8</b>	6,2	12,6	19,7	28,3	
<b>1</b>	7,8	15,7	24,5	35,0	
<b>1,2</b>	9,4	18,8	29,5	42,0	
<b>1,5</b>	12,2	24,4	38,2	54,9	
<b>2</b>	16,4	32,8	51,25	73,8	
<b>2,5</b>	19,6	39,3	61	88,0	
<b>3</b>	23,6	47,1	73	106	283
<b>4</b>	31,4	62,8	98	141	377
<b>5</b>	39,3	78,5	123	176	472
<b>6</b>	47,1	94,2	147	212	565
<b>7</b>	55,0	110	172	247	660
<b>8</b>	62,8	126	196	282	754
<b>9</b>	70,6	141	221	318	847
<b>10</b>	78,5	157	245	353	942
<b>12</b>	94,2	188	294	424	1130
<b>15</b>	118	236	368	530	1416
<b>18</b>	141	282	442	636	1692
<b>20</b>	157	314	490	706	1884
<b>25</b>	196	392	613	882	2352
<b>30</b>	236	472	736	1060	2832
<b>40</b>	314	628			
<b>50</b>	393	786			
<b>60</b>	471	942			

DISPONIBILE ANCHE IN ALLUMINIO

## LAMIERE DA TRENO NERE

Spessore mm	Kg/mq	Dimensioni	
		2.000 x 1.000	6.000 x 2.000
<b>15</b>	118	236	1416
<b>20</b>	157	314	1884
<b>25</b>	196	392	2352
<b>30</b>	236	472	2832

## LAMIERE STRIATE

S235-S355  
Inox AISI 304/316L

Spessore mm	Kg/mq	Dimensioni		
		2.000 x 1.000	2.500 x 1.250	3.000 x 1.500
<b>3</b>	28,6	57	89	128
<b>4</b>	36,5	73	114	164
<b>5</b>	44,3	89	138	199
<b>6</b>	52,1	104	163	234
<b>8</b>	67,8	136	212	305
<b>10</b>	83,6	167	261	376
<b>12</b>	99,1	198	309	445

## LAMIERE BUGNATE

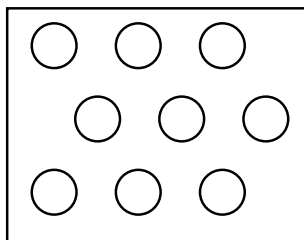
S235-S355  
Inox AISI 304/316L

Spessore mm	Kg/mq	Dimensioni		
		2.000 x 1.000	2.500 x 1.250	3.000 x 1.500
<b>2</b>	18,50	34,7	54,2	72,1
<b>3</b>	26,05	52,1	81,1	117,0
<b>4</b>	33,95	67,9	106,0	153,0
<b>5</b>	41,75	83,5	130,1	187,6

**DISPONIBILE ANCHE IN ALLUMINIO**

## LAMIERE FORATE TONDE (NERE E ZINCATE)

Dimensioni 1000 x 2000, 1250 x 2500 - 1500 x 3000 - Foratura alternata 60°




S235  
Inox AISI 304/316L

Foro	Spessore mm								
	1	1,5	2	3	4	5	6	8	10
Ø mm	1,0	1,5	2,0	3,0	4,0	5,0	6,0	8,0	10
	1,5	2,0	3,0	4,0	5,0	6,0	8,0	10	15
	2,0	3,0	3,5	5,0	6,0	8,0	10	15	20
	3,0	4,0	4,0	6,0	8,0	10	15	20	30
	4,0	5,0	5,0	8,0	10	15	20	30	40
	5,0	6,0	6,0	10	15	20	30	40	50
	6,0	8,0	8,0	15	20	30	40	50	60
	8,0	10	10	20	30	40	50	60	80
	10	15	15	30	50	60	60	80	100
15	20	20	40	60	80	80	100	120	

## LAMIERE FORATE QUADRE (NERE E ZINCATE)

Dimensioni 1000 x 2000, 1250 x 2500 - 1500 x 3000



Spessore mm	Foro $\square$ mm	Passo mm
1,5	<b>8x8</b>	10,0
1,5	<b>10x10</b>	12,5
1,5	<b>10x10</b>	15,0
2,0	<b>10x10</b>	15,0

DISPONIBILE ANCHE IN ALLUMINIO